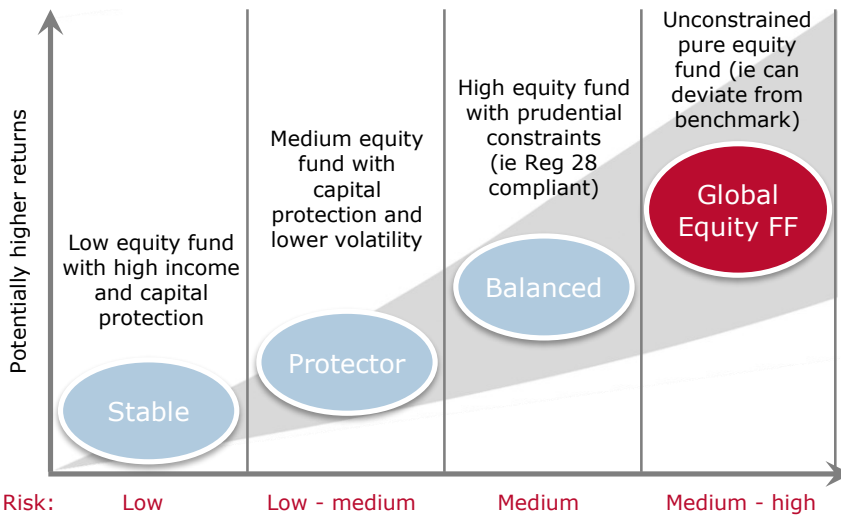


Kagiso Global Equity Feeder Fund

September 2021

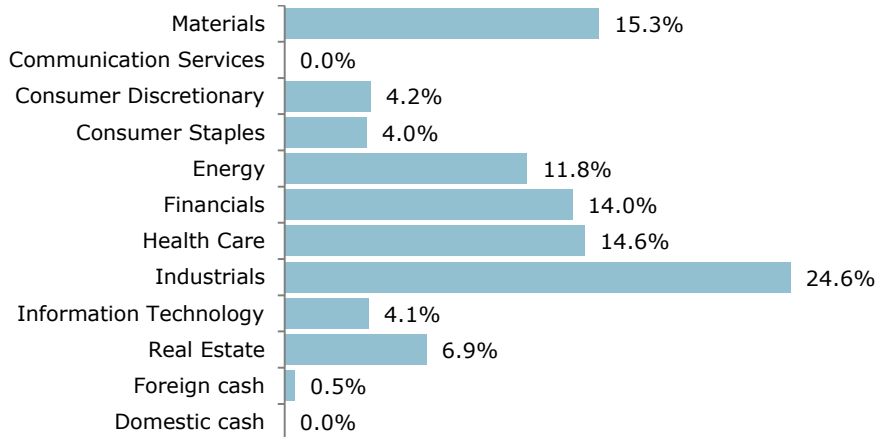
Date of issue: 13 October 2021

Risk profile



This is a feeder fund and will be fully invested in the dollar-denominated Kagiso Global Equity Fund. In order to achieve its objective, the portfolio invests in an underlying portfolio which invests the majority of its net assets directly in listed shares on recognized markets.

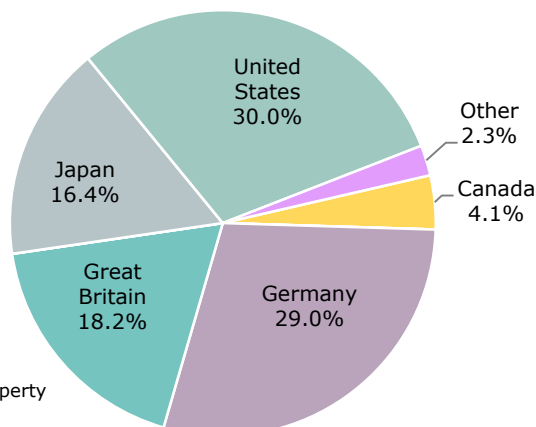
Asset and sector allocation



Top 10 holdings*

| | |
|-------------------|--------------|
| Siemens | 7.2% |
| Inpex | 6.7% |
| Bayer | 5.8% |
| Aroundtown | 5.8% |
| Nisshinbo | 5.5% |
| Kinder Morgan | 5.2% |
| Prudential plc | 4.8% |
| Evonik | 4.7% |
| Boston Scientific | 4.7% |
| Siemens Energy | 4.7% |
| Total | 55.1% |

Regional allocation



* Top holdings comprise global equity and property

¹ TER (total expense ratio) = % of average NAV of portfolio incurred as charges, levies and fees in the management of the portfolio for the rolling 12-month period to 30 September 2021. A higher TER does not necessarily imply a poor return, nor does a low TER imply a good return. The current TER may not necessarily be an accurate indication of future TERs.

² TC (transaction costs) are unavoidable costs incurred in administering the financial products offered by Kagiso Collective Investments and impact financial product returns. It should not be considered in isolation as returns may be impacted by many other factors over time including market returns, the type of financial product, the investment decisions of the investment manager and the TER. This is also calculated on the rolling 12-month period to 30 September 2021.



Portfolio Manager
Gavin Wood
BBusSc, FFA, CFA

Fund objective

The fund aims to achieve a total portfolio return that outperforms the world equities market over the long term. The portfolio has a moderate level of risk and therefore seeks to provide a moderated exposure to volatility in the short term.

This fund is suitable for investors who are in their wealth accumulation phase, seeking a rand-denominated portfolio of international equities. Investors would be able to withstand short-term market fluctuations in pursuit of maximum capital growth over the long term.

Invest with us

Contact your financial adviser or

Visit our website

www.kagisoam.com

Call Client Service

0800 864 418

Email

clientservice@kagisoam.com

Fax

088 021 671 3112

Fees and charges

(excl VAT)

| | |
|-----------------------|--------------|
| Initial fee | 0.00% |
| Financial adviser fee | max 3.00% |
| Ongoing advice fee | max 1.00% pa |
| Management fee | 1.35% pa |

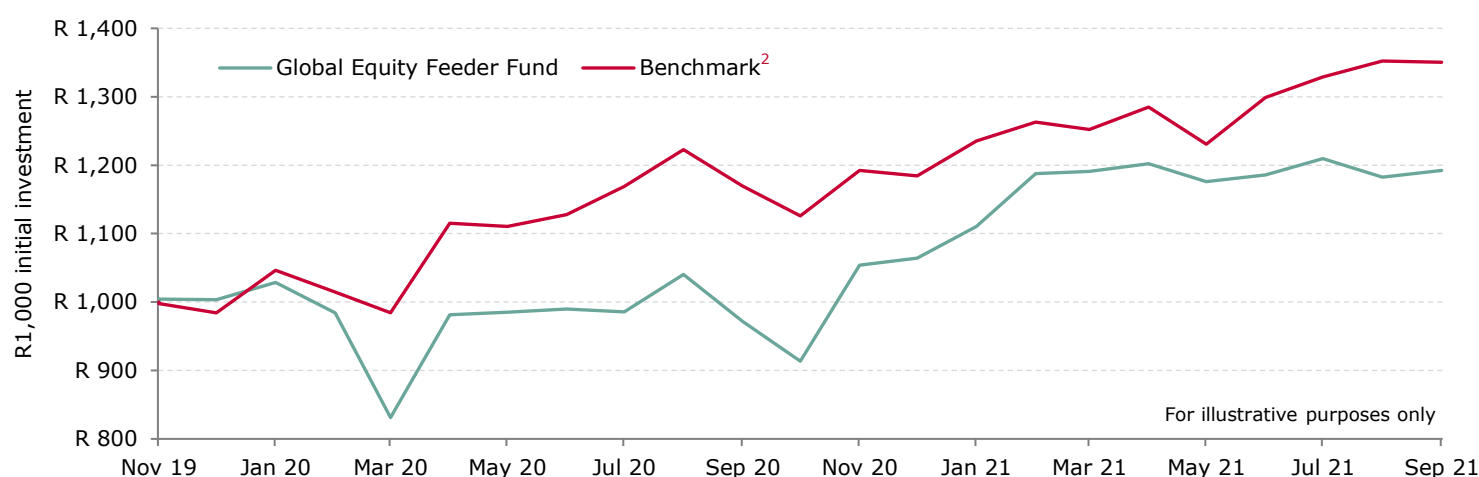
TER¹ 2.39%

TC² 0.31%

Kagiso Global Equity Feeder Fund

September 2021

Performance¹



| Annualised performance | Fund | Benchmark ² | Outperformance | Highest# | Lowest# | Risk statistics | Fund | Benchmark |
|------------------------|-------|------------------------|----------------|----------|---------|-------------------------|--------|-----------|
| 1 year | 22.7% | 17.5% | 5.2% | 15.4% | -6.0% | Annualised deviation | 23.4% | 14.5% |
| Since inception | 9.6% | 18.0% | -8.4% | 18.1% | -15.6% | Maximum gain Φ | 31.6% | 13.3% |
| | | | | | | Maximum drawdown Φ | -19.2% | -7.9% |
| | | | | | | % positive months | 65.2% | 52.2% |

Highest and lowest monthly fund performance during specified period

Φ Consecutive months of change in the same direction

¹ Performance is quoted from Morningstar as at month-end for a lump sum investment using Class A Net Asset Value (NAV) prices with income distributions reinvested (income is reinvested on the reinvestment date). NAV refers to the value of the fund's assets less the value of its liabilities, divided by the number of units in issue. Performance figures are quoted after the deduction of all costs incurred within the fund. Individual investor performance may differ as a result of initial fees, the actual investment date, the date of reinvestment and dividend withholding tax. All performances are annualised (ie the average annual return over the given time period). Actual annual figures are available on request from Client Service.

| | |
|------------------------------|--|
| Fund size | R86.69 million |
| NAV | 135.20 cpu |
| Benchmark² | Benchmark changed to FTSE World Index ZAR effective 1 January 2021 from Global Equity General funds mean |
| ASISA category | Global Equity General funds |
| Launch date | 1 November 2019 |

| | |
|-----------------------------|----------|
| Income distributions | |
| 30 June 2021 | 0.00 cpu |
| 31 December 2020 | 0.00 cpu |

| | |
|---------------------------|--|
| Investment minimum | |
| Lump sum R20,000 | |
| No debit orders | |

Trustee Melinda Mostert
Head: Standard Bank Trustee Services
melinda.mostert@standardbank.co.za

Portfolio Manager Gavin Wood - Gavin is a founder of Kagiso Asset Management (2001) and has headed up the investment team since inception. He also serves as Executive Director. Previously he was an investment analyst with Coronation Fund Managers.

Fund registration no (ISIN)
ZAE000276465

Pricing: All funds are valued and priced at 15:00 each business day and at 17:00 on the last business day of the month. Forward pricing is used. The deadline for receiving instructions is 14:00 each business day to ensure same day value. Prices are published daily on our website.

The Kagiso unit trust fund range is offered by Kagiso Collective Investments Limited (RF) (Kagiso), registration number 2010/009289/06. Kagiso is a subsidiary of Kagiso Asset Management (Pty) Limited [a licensed financial services provider (FSP No. 784)], the investment manager of the unit trust funds. Kagiso is a member of the Association for Savings and Investment Schemes SA (ASISA) and is a registered management company in terms of the Collective Investment Schemes Control Act, No 45 of 2002.

Unit trusts are generally medium to long-term investments. The value of units will fluctuate and past performance should not be used as a guide for future performance. Kagiso does not provide any guarantee either with respect to the capital or the return of the portfolio(s). Foreign securities may be included in the portfolio(s) and may result in potential constraints on liquidity and the repatriation of funds. In addition, macroeconomic, political, foreign exchange, tax and settlement risks may apply. However, our robust investment process takes these factors into account. Unit trusts are traded at ruling prices and can engage in scrip lending and borrowing. Exchange rate movements, where applicable, may affect the value of underlying investments. Different classes of units may apply and are subject to different fees and charges. A feeder fund is a portfolio that invests in a single portfolio of a collective investment scheme, which levies its own charges and which could result in a higher fee structure for the feeder fund. A schedule of the maximum fees, charges and commissions is available upon request. Commission and incentives may be paid, and if so, would be included in the overall costs. Kagiso has the right to close the portfolio to new investors in order to manage it more effectively in accordance with its mandate. Additional information is available free of charge on our website or from Client Service.